

**JOSEPH K. WOOD**  
County Judge



280 North College, Suite 500  
Fayetteville, AR 72701

**WASHINGTON COUNTY, ARKANSAS**  
**County Courthouse**

**REGULAR MEETING OF THE**  
**WASHINGTON COUNTY QUORUM COURT**

Thursday, May 18, 2017  
6:00 p.m.  
Washington County Quorum Court Room

**A G E N D A**

1. **CALL TO ORDER**
2. **PRAYER AND PLEDGE**
3. **ROLL CALL**
4. **ADOPTION OF AGENDA**
5. **CITIZEN'S COMMENTS**  
Fifteen-minute comment period with a three-minute limit for each individual  
To comment on items on the agenda or other items.
6. **APPROVAL OF MINUTES**
7. **OZARK TRANSIT REPORT (7.1)** **JEFF HATLEY**
8. **JUDGE'S REPORT** **JUDGE JOSEPH K. WOOD**
9. **EQUALIZATION APPOINTMENT** **JUDGE JOSEPH K. WOOD**  
Reappointment of Mildred Runkle, Winslow
10. **FINANCE REPORT** **EVA MADISON**
  - 10.1 AN ORDINANCE RECOGNIZING AND APPROPRIATING REVENUE OF \$636 IN THE DRUG COURT GRANT FUND FOR 2017.

**10.2** AN ORDINANCE RECOGNIZING AND APPROPRIATING REVENUE IN THE AMOUNT OF \$404,838 IN THE ROAD FUND FOR 2017.

**10.3** AN ORDINANCE CREATING THE WASHINGTON COUNTY, ARKANSAS HEALTH FACILITIES BOARD PURSUANT TO THE PROVISIONS OF TITLE 14, CHAPTER 137 OF THE ARKANSAS CODE OF 1987 ANNOTATED; PRESCRIBING OTHER MATTERS RELATING THERETO; AND DECLARING AN EMERGENCY.

**10.4** AN ORDINANCE CREATING THE POSITION OF CASE COORDINATOR IN THE PROSECUTING ATTORNEY'S BUDGET; AND, APPROPRIATING THE AMOUNT OF \$ 28,446.71 FROM THE GENERAL FUND TO THE PROSECUTING ATTORNEY'S BUDGET FOR 2017.

**11. COMMITTEE REPORTS**

**12. OTHER BUSINESS**

**13. ADJOURNMENT**

**OZARK REGIONAL TRANSIT**  
**Operating Statistics**  
*April 2017*

	Current Month				Year To Date			
	This Year	Prior Year	Change	% Chg	This Year	Prior Year	Change	% Chg
<b>FIXED ROUTE</b>								
FR Cash Fares	2,923	3,453	-530	-15.3%	10,481	13,165	-2,684	-20.4%
FR NWACC Free	3,698	4,436	-738	-16.6%	13,304	16,769	-3,465	-20.7%
FR ORT Pass	9,313	12,296	-2,983	-24.3%	35,549	46,553	-11,004	-23.6%
FR Children Free	320	391	-71	-18.2%	1,347	1,639	-292	-17.8%
FR Transfers	1,594	1,971	-377	-19.1%	6,145	7,520	-1,375	-18.3%
FR Free Fare *	1,605	1,174	431	36.7%	10,669	10,653	16	0.2%
FR Spring International	0	24	-24	-100.0%	30	156	-126	-80.8%
<b>Total Passengers</b>	<b>19,453</b>	<b>23,745</b>	<b>-4,292</b>	<b>-18.1%</b>	<b>77,525</b>	<b>96,455</b>	<b>-18,930</b>	<b>-19.6%</b>
<b>Daily Passengers</b>	<b>973</b>	<b>1,131</b>	<b>-158</b>	<b>-14.0%</b>	<b>923</b>	<b>1,135</b>	<b>-212</b>	<b>-18.7%</b>
ADA Complementary Paratransit	1,165	1,310	-145	-11.1%	5,159	5,352	-193	-3.6%
Bike Passengers	377	632	-255	-40.3%	1,656	2,117	-461	-21.8%
<b>FR Revenue Hours</b>	<b>3,740</b>	<b>4,192</b>	<b>-453</b>	<b>-10.8%</b>	<b>15,500</b>	<b>17,084</b>	<b>-1,584</b>	<b>-9.3%</b>
<b>FR Service Hours</b>	<b>3,998</b>	<b>4,451</b>	<b>-453</b>	<b>-10.2%</b>	<b>16,569</b>	<b>18,120</b>	<b>-1,551</b>	<b>-8.6%</b>
<b>FR Revenue Miles</b>	<b>65,146</b>	<b>74,382</b>	<b>-9,236</b>	<b>-12.4%</b>	<b>270,280</b>	<b>300,125</b>	<b>-29,845</b>	<b>-9.9%</b>
<b>FR Service Miles</b>	<b>70,658</b>	<b>80,195</b>	<b>-9,537</b>	<b>-11.9%</b>	<b>293,939</b>	<b>323,471</b>	<b>-29,532</b>	<b>-9.1%</b>
<b>PARATRANSIT</b>								
PT Cash Fares	303	653	-350	-53.6%	1,096	2,475	-1,379	-55.7%
PT ORT Pass	1,779	2,000	-221	-11.1%	7,388	7,927	-539	-6.8%
PT Free Fare	26	5	21	420.0%	69	12	57	475.0%
<b>Total Passengers</b>	<b>2,108</b>	<b>2,658</b>	<b>-550</b>	<b>-20.7%</b>	<b>8,553</b>	<b>10,414</b>	<b>-1,861</b>	<b>-17.9%</b>
<b>Daily Passengers</b>	<b>105</b>	<b>127</b>	<b>-21</b>	<b>-16.7%</b>	<b>102</b>	<b>123</b>	<b>-21</b>	<b>-16.9%</b>
<b>PT Revenue Hours</b>	<b>1,602</b>	<b>1,772</b>	<b>-170</b>	<b>-9.6%</b>	<b>6,349</b>	<b>6,841</b>	<b>-492</b>	<b>-7.2%</b>
<b>PT Service Hours</b>	<b>1,858</b>	<b>2,005</b>	<b>-148</b>	<b>-7.4%</b>	<b>7,404</b>	<b>7,788</b>	<b>-384</b>	<b>-4.9%</b>
<b>PT Revenue Miles</b>	<b>20,392</b>	<b>26,222</b>	<b>-5,830</b>	<b>-22.2%</b>	<b>83,714</b>	<b>101,901</b>	<b>-18,187</b>	<b>-17.8%</b>
<b>PT Service Miles</b>	<b>24,845</b>	<b>30,727</b>	<b>-5,882</b>	<b>-19.1%</b>	<b>100,374</b>	<b>120,046</b>	<b>-19,672</b>	<b>-16.4%</b>
<b>TOTAL</b>								
<b>Paratransit/Fixed Route Passengers</b>	<b>21,561</b>	<b>26,403</b>	<b>-4,842</b>	<b>-18.3%</b>	<b>86,078</b>	<b>106,869</b>	<b>-20,791</b>	<b>-19.5%</b>
<b>Daily PT/FR Passengers</b>	<b>1,078</b>	<b>1,257</b>	<b>-179</b>	<b>-14.3%</b>	<b>1,025</b>	<b>1,257</b>	<b>-233</b>	<b>-18.5%</b>
<b>Charter/Shuttle Passengers</b>	<b>365</b>	<b>288</b>	<b>77</b>	<b>26.7%</b>	<b>365</b>	<b>1,546</b>	<b>-1,181</b>	<b>-76.4%</b>
<b>Total Passengers</b>	<b>21,926</b>	<b>26,691</b>	<b>-4,765</b>	<b>-17.9%</b>	<b>86,443</b>	<b>108,415</b>	<b>-21,972</b>	<b>-20.3%</b>

	Current Month				Year To Date			
	This Year	Prior Year	Change	% Chg	This Year	Prior Year	Change	% Chg
Weekdays	20	21	-1	-4.8%	84	85	-1	-1.2%
Saturdays	0	0	0	0.0%	0	0	0	0.0%
Sundays	0	0	0	0.0%	0	0	0	0.0%
<b>Total</b>	<b>20</b>	<b>21</b>	<b>-1</b>	<b>-4.8%</b>	<b>84</b>	<b>85</b>	<b>-1</b>	<b>-1.2%</b>
Revenue Vehicles	41	36	5	13.9%				
Non-Revenue Vehicles	7	7	0	0.0%				
<b>Total Vehicles</b>	<b>48</b>	<b>43</b>	<b>5</b>	<b>11.6%</b>				
<b>Total Miles (All Vehicles)</b>	<b>101,705</b>	<b>117,606</b>	<b>-15,901</b>	<b>-13.5%</b>	<b>419,758</b>	<b>472,996</b>	<b>-53,238</b>	<b>-11.3%</b>
Diesel Fuel Consumed	5,707	4,972	735	14.8%	10,855	21,726	-10,871	-50.0%
Gas Consumed	8,601	6,232	2,369	38.0%	36,494	24,063	12,431	51.7%
CNG Consumed	18	1,856	-1,838	-99.0%	2,799	6,403	-3,605	-56.3%
Miles Per Gallon	7.1	9.0	-1.9	-21.2%	8.4	9.1	-0.7	-7.6%
Road calls	4	4	0		18	17	1	5.9%
Accidents	3	1	2		4	4	0	0.0%
Operations (Full Time Equivalent)	51	52	-1	-1.9%				
Maintenance	12	10	2	20.0%				
Administration	8	8	0	0.0%				
<b>Total</b>	<b>71</b>	<b>70</b>	<b>1</b>	<b>1.4%</b>				

\* - Georges - 993; Razorback Transfers - 59  
Commuter Express - 20

## Route Summary - April 2017

### Fixed Routes

Route	Days	Passengers		Revenue Hours		Revenue Miles		Service Hours		Service Miles	
		Daily	Total	Daily	Total	Daily	Total	Daily	Total	Daily	Total
1	20	130.4	2,608	13.4	268.0	185.1	3,701.0	14.4	288.0	205.3	4,105.0
2	20	72.2	1,443	13.3	266.5	218.7	4,374.0	14.3	286.5	238.9	4,778.0
3	20	46.2	923	12.5	250.0	170.4	3,408.0	13.0	260.0	180.8	3,616.0
4	20	164.7	3,293	13.3	265.0	174.3	3,486.0	13.8	275.0	184.7	3,694.0
11	20	62.9	1,257	12.0	240.0	175.0	3,500.0	13.3	266.7	205.4	4,108.0
51	20	60.9	1,218	12.0	240.0	181.0	3,619.0	13.3	266.7	211.4	4,227.0
52	20	24.8	496	12.0	240.0	212.0	4,239.0	13.3	266.7	242.4	4,847.0
61	20	97.5	1,950	12.8	255.0	199.7	3,993.0	13.3	265.0	210.1	4,201.0
62	20	76.5	1,530	14.1	282.3	171.2	3,423.0	14.6	292.3	177.2	3,543.0
63	20	28.7	573	13.7	273.0	236.2	4,724.0	13.7	273.0	236.2	4,724.0
64	19	14.2	270	12.5	237.0	183.9	3,495.0	12.8	243.3	189.9	3,609.0
65	20	26.9	537	14.3	285.0	247.6	4,952.0	14.6	291.7	253.6	5,072.0
490-1	20	91.1	1,822	14.3	286.3	441.6	8,831.0	15.7	313.0	468.6	9,371.0
490-2	20	71.0	1,419	12.3	246.3	359.7	7,193.0	13.7	273.0	386.7	7,733.0
620	5	18.8	94	15.0	75.0	329.8	1,649.0	16.0	80.0	371.8	1,859.0
CX	15	1.3	20	2.0	30.0	37.3	559.0	3.8	57.5	78.1	1,171.0
<b>Total</b>		<b>987.8</b>	<b>19,453</b>	<b>199.3</b>	<b>3,739.5</b>	<b>3,523.2</b>	<b>65,146.0</b>	<b>213.5</b>	<b>3,998.3</b>	<b>3,840.8</b>	<b>70,658.0</b>

### Paratransit - Weekdays

Route	Days	Passengers		Revenue Hours		Revenue Miles		Service Hours		Service Miles	
		Daily	Total	Daily	Total	Daily	Total	Daily	Total	Daily	Total
DR1	20	12.6	252	9.1	182.3	145.2	2,903.0	10.4	207.1	174.7	3,493.0
DR2 CC	20	6.9	137	6.6	131.5	23.0	459.0	7.9	158.1	36.3	725.0
DR3	5	3.0	15	1.0	5.2	15.8	79.0	2.5	12.5	25.0	125.0
DR4	17	6.8	116	5.0	84.2	78.0	1,326.0	6.0	101.2	93.4	1,587.0
DR5	9	4.4	40	4.1	36.8	74.0	666.0	6.1	55.1	111.2	1,001.0
PT1	20	13.0	259	8.2	164.7	115.6	2,311.0	9.4	187.5	131.5	2,630.0
PT2	20	10.8	215	9.7	194.5	99.6	1,992.0	10.5	210.2	123.5	2,470.0
PT3	20	11.3	226	7.5	149.1	120.0	2,399.0	8.5	169.9	150.3	3,005.0
PT4	20	11.6	231	8.8	176.7	104.5	2,090.0	11.0	220.7	136.9	2,738.0
PT5	20	11.1	221	8.2	163.1	115.0	2,300.0	9.0	180.7	126.8	2,535.0
PT6	20	10.2	203	8.8	175.5	104.3	2,085.0	10.0	200.8	126.7	2,533.0
PT7	20	9.7	193	6.9	138.5	89.1	1,782.0	7.7	153.6	100.2	2,003.0
<b>Total</b>		<b>111.1</b>	<b>2,108</b>	<b>83.9</b>	<b>1,602.1</b>	<b>1,083.9</b>	<b>20,392.0</b>	<b>99.0</b>	<b>1,857.5</b>	<b>1,336.2</b>	<b>24,845.0</b>

### Service Totals

	Passengers		Revenue Hours		Revenue Miles		Service Hours		Service Miles	
	Daily	Total	Daily	Total	Daily	Total	Daily	Total	Daily	Total
Paratransit	111.1	2,108.0	83.9	1,602.1	1,083.9	20,392.0	99.0	1,857.5	1,336.2	24,845.0
Fixed Route	987.8	19,453.0	199.3	3,739.5	3,523.2	65,146.0	213.5	3,998.3	3,840.8	70,658.0
<b>Grand Total</b>		<b>21,561.0</b>		<b>5,341.7</b>		<b>85,538.0</b>		<b>5,855.8</b>		<b>95,503.0</b>

### Fixed Routes

Routes 1, 2, 3, 4: Fayetteville  
 Routes 61, 62, 63, 64, 65: Springdale  
 Routes 51, 52: Rogers  
 Route 11: Bentonville  
 Route 490: I49 Commuter Express  
 Route 620: Rural Commuter Express  
 Route CX: Commuter Express

### Paratransit Routes

DR1, DR3 - DR5: Demand Response Routes usually in Rural areas  
 DR2 CC: Demand Response Route in Carroll County  
 PT1 - PT7: Mostly ADA Paratransit Routes in the Urban areas

## Route Summary - April 2017

### Fixed Routes

Route	Days	Passengers				Wheel-chairs		Bikes	
		Daily	Total	Per Rev Hour	Per Rev Mile	Daily	Total	Daily	Total
1	20	130.4	2,608	9.7	0.7	1.4	27	1.3	26
2	20	72.2	1,443	5.4	0.3	0.4	7	1.3	26
3	20	46.2	923	3.7	0.3	0.0	0	0.2	3
4	20	164.7	3,293	12.4	0.9	1.0	20	8.5	169
11	20	62.9	1,257	5.2	0.4	4.7	93	0.8	16
51	20	60.9	1,218	5.1	0.3	0.3	5	0.2	4
52	20	24.8	496	2.1	0.1	0.0	0	0.1	2
61	20	97.5	1,950	7.6	0.5	0.1	2	1.7	33
62	20	76.5	1,530	5.4	0.4	2.6	51	0.6	12
63	20	28.7	573	2.1	0.1	0.2	3	0.0	
64	19	14.2	270	1.1	0.1	0.1	1	0.0	
65	20	26.9	537	1.9	0.1	0.0	0	0.0	
490-1	20	91.1	1,822	6.4	0.2	0.0	0	2.3	45
490-2	20	71.0	1,419	5.8	0.2	0.1	2	1.4	28
620	5	18.8	94	1.3	0.1	0.0	0	2.6	13
CX	15	1.3	20	0.7	0.0	0.0	0	0.0	
		<b>987.8</b>	<b>19,453</b>	<b>75.9</b>	<b>4.8</b>	<b>10.6</b>	<b>211</b>	<b>20.8</b>	<b>377</b>

### Paratransit - Weekdays

Route	Days	Passengers				Wheel-chairs	
		Daily	Total	Per Rev Hour	Per Rev Mile	Daily	Total
DR1	20	12.6	252	1.4	0.1	3.8	75
DR2 CC	20	6.9	137	1.0	0.3	0.2	4
DR3	5	3.0	15	2.9	0.2	0.2	1
DR4	17	6.8	116	1.4	0.1	1.2	21
DR5	9	4.4	40	1.1	0.1	1.1	10
PT1	20	13.0	259	1.6	0.1	3.4	67
PT2	20	10.8	215	1.1	0.1	2.9	57
PT3	20	11.3	226	1.5	0.1	3.1	62
PT4	20	11.6	231	1.3	0.1	2.7	53
PT5	20	11.1	221	1.4	0.1	3.7	73
PT6	20	10.2	203	1.2	0.1	2.2	43
PT7	20	9.7	193	1.4	0.1	3.2	64
		<b>111.1</b>	<b>2,108</b>	<b>17.2</b>	<b>1.4</b>	<b>27.4</b>	<b>530</b>

### Weekday Service Totals

	Passengers				Wheel-chairs		Bikes	
	Daily	Total	Per Rev Hour	Per Rev Mile	Daily	Total	Daily	Total
Paratransit	111.1	2,108	17.2	1.4	27.4	530	0.0	0
Fixed Route	987.8	19,453	75.9	4.8	10.6	211	20.8	377
<b>Grand Total</b>		<b>21,561.0</b>				<b>741.0</b>		<b>377.0</b>

### Fixed Routes

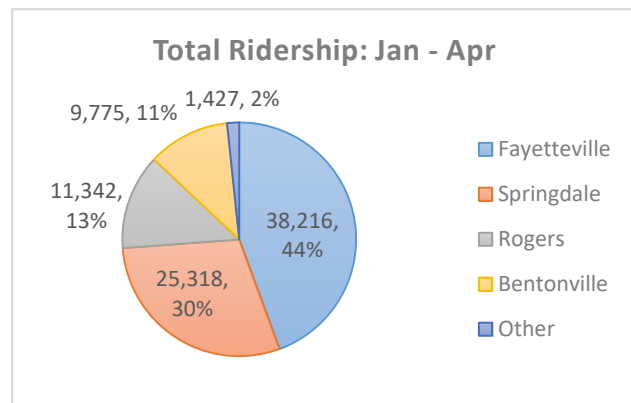
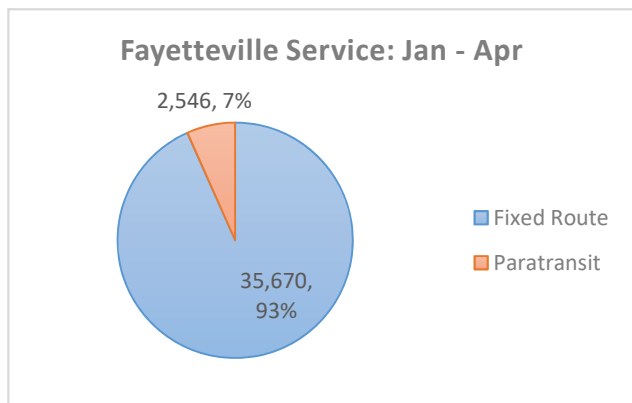
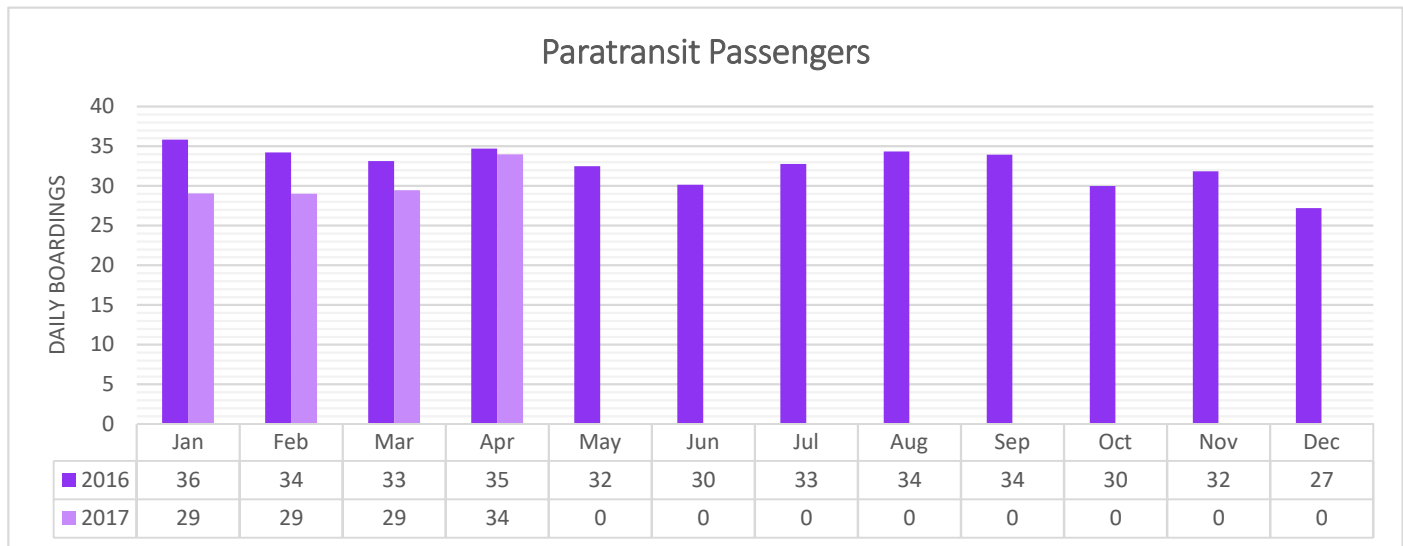
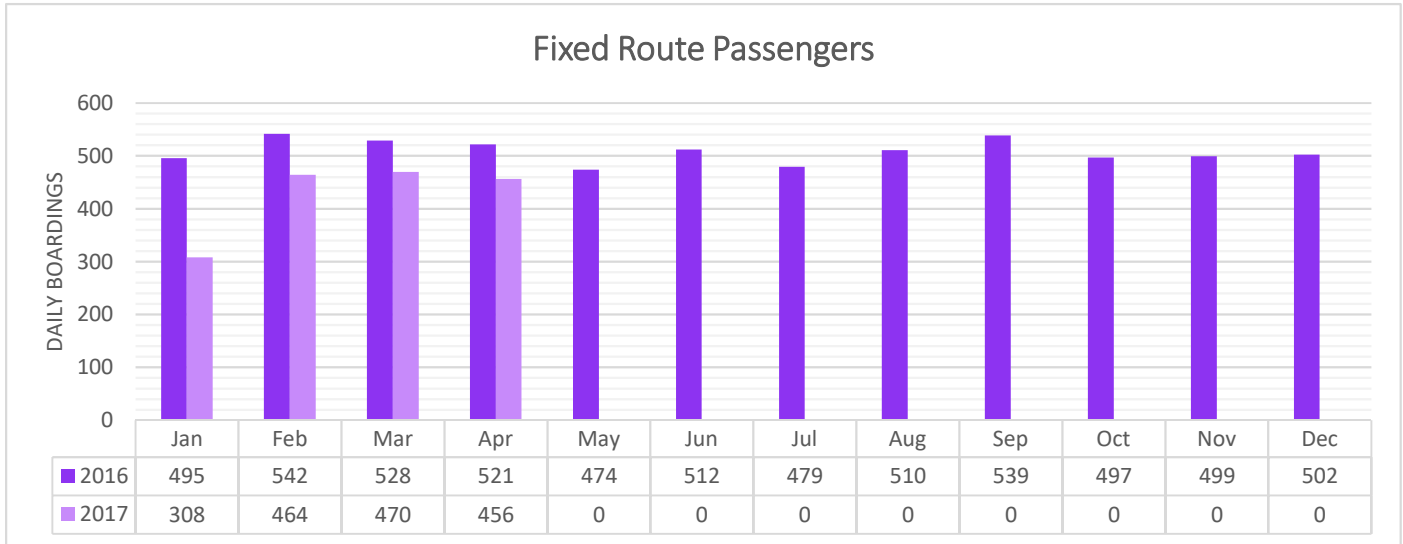
Routes 1, 2, 3, 4: Fayetteville  
 Routes 61, 62, 63, 64, 65: Springdale  
 Routes 51, 52: Rogers  
 Route 11: Bentonville  
 Route 490: I49 Commuter Express  
 Route 620: Rural Commuter Express  
 Route CX: Commuter Express

### Paratransit Routes

DR1, DR3 - DR5: Demand Response Routes usually in Rural areas  
 DR2 CC: Demand Response Route in Carroll County  
 PT1 - PT7: Mostly ADA Paratransit Routes in the Urban areas

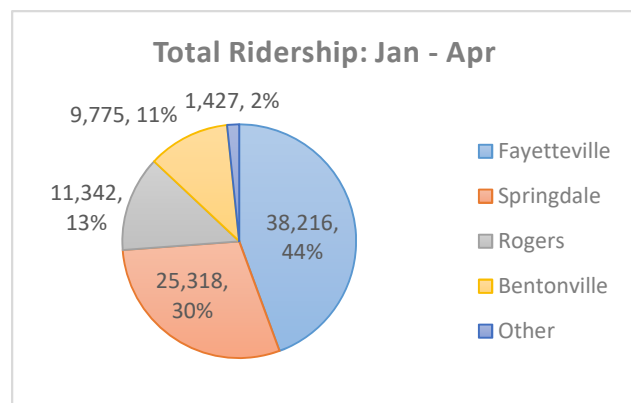
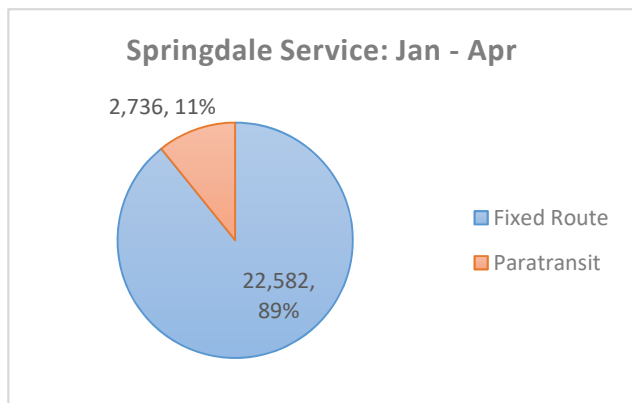
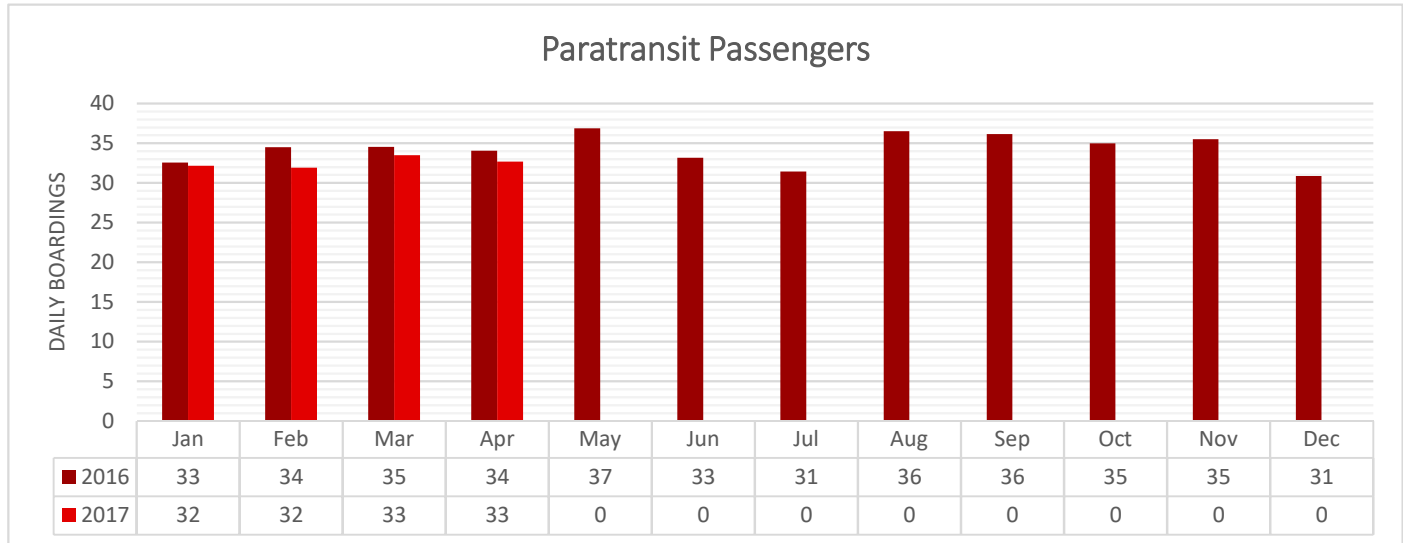
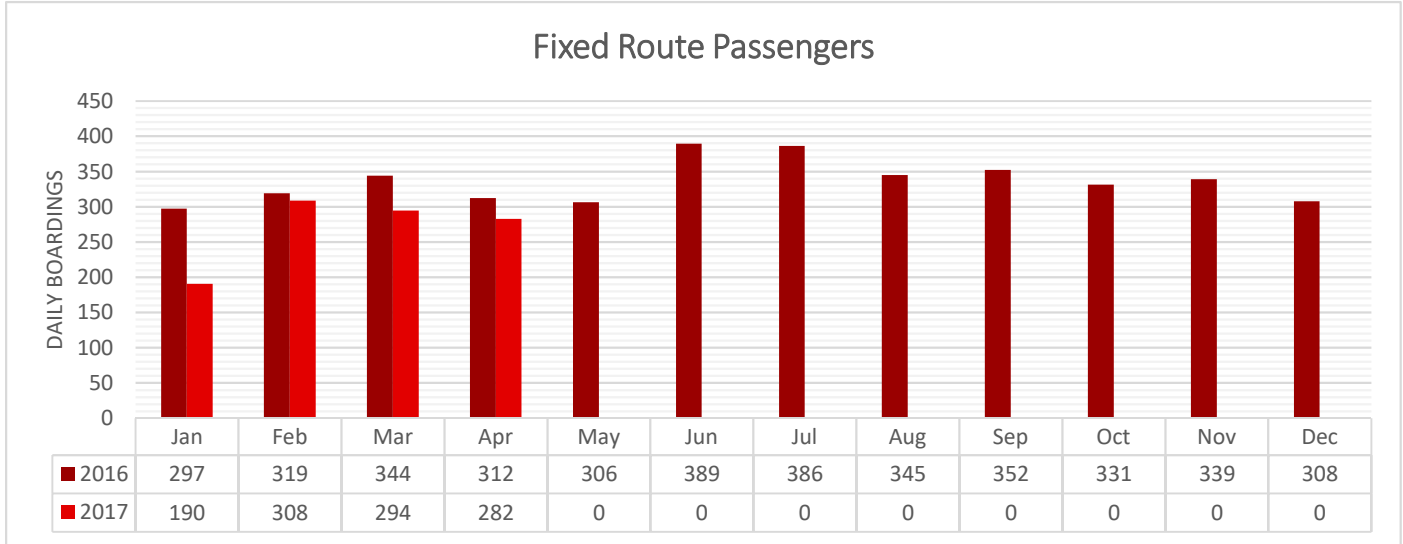
## Key Performance Indicators - City of Fayetteville

	TOTAL SYSTEM: Jan - Apr			FAYETTEVILLE: Jan - Apr			
	CY 16	CY 17	% Change	CY 16	CY 17	% Change	% of Total
Days of Op	85	84		85	84		
Fixed Route	96,455	77,525	-20%	44,377	35,670	-20%	46%
Paratransit	10,414	8,553	-18%	2,924	2,546	-13%	30%
<b>Total</b>	<b>106,869</b>	<b>86,078</b>	<b>-19%</b>	<b>47,301</b>	<b>38,216</b>	<b>-19%</b>	<b>44%</b>



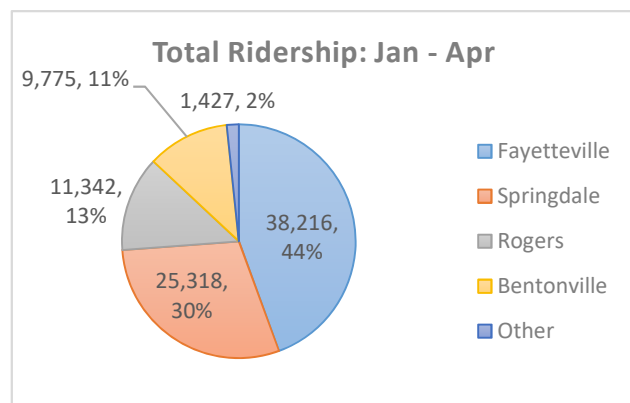
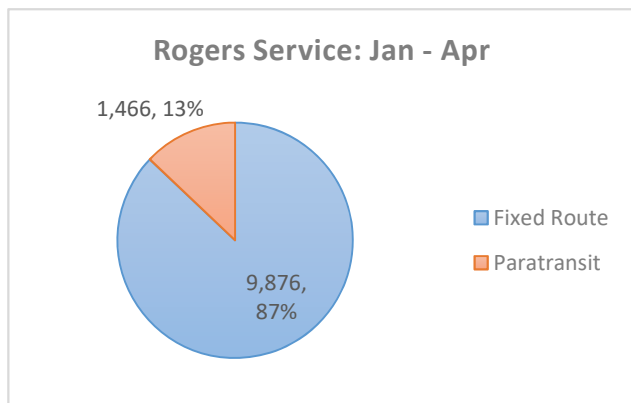
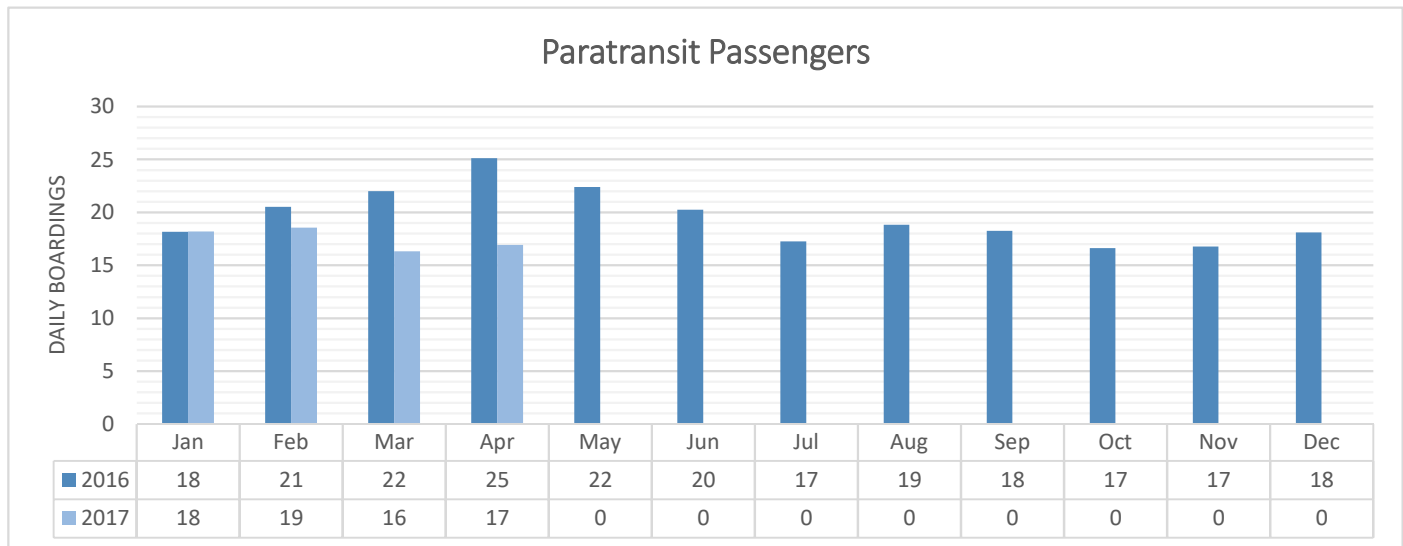
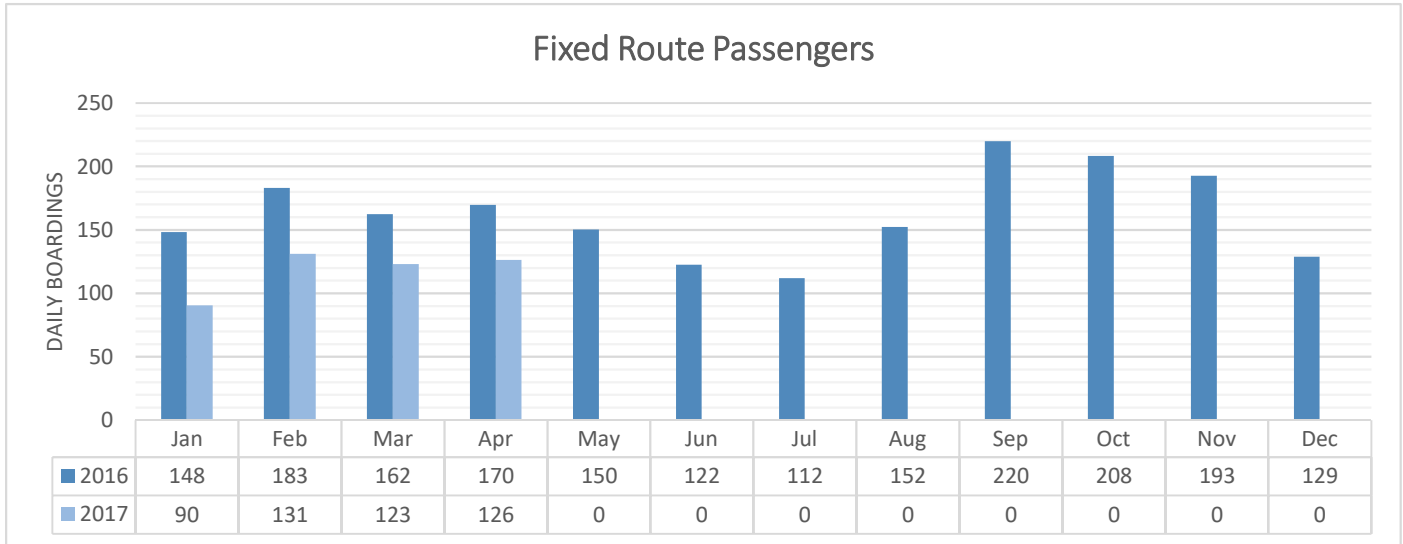
## Key Performance Indicators - City of Springdale

	TOTAL SYSTEM: Jan - Apr			SPRINGDALE: Jan - Apr			
	CY 16	CY 17	% Change	CY 16	CY 17	% Change	% of Total
Days of Op	85	84		85	84		
Fixed Route	96,455	77,525	-20%	27,103	22,582	-17%	29%
Paratransit	10,414	8,553	-18%	2,884	2,736	-5%	32%
<b>Total</b>	<b>106,869</b>	<b>86,078</b>	<b>-19%</b>	<b>29,987</b>	<b>25,318</b>	<b>-16%</b>	<b>29%</b>



## Key Performance Indicators - City of Rogers

	TOTAL SYSTEM: Jan - Apr			ROGERS: Jan - Apr			
	CY 16	CY 17	% Change	CY 16	CY 17	% Change	% of Total
Days of Op	85	84		85	84		
Fixed Route	96,455	77,525	-20%	14,100	9,876	-30%	13%
Paratransit	10,414	8,553	-18%	1,827	1,466	-20%	17%
Total	106,869	86,078	-19%	15,927	11,342	-29%	13%

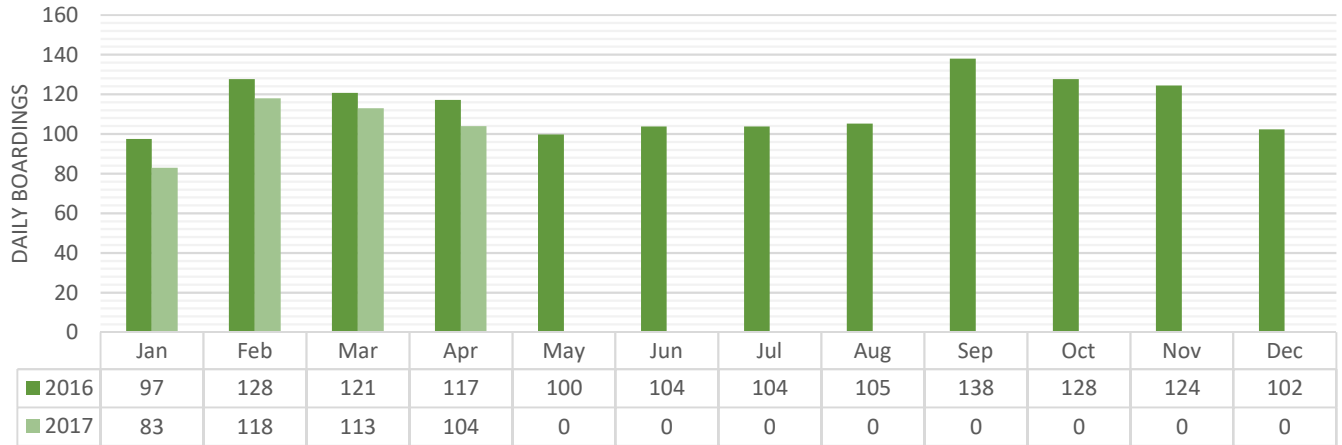




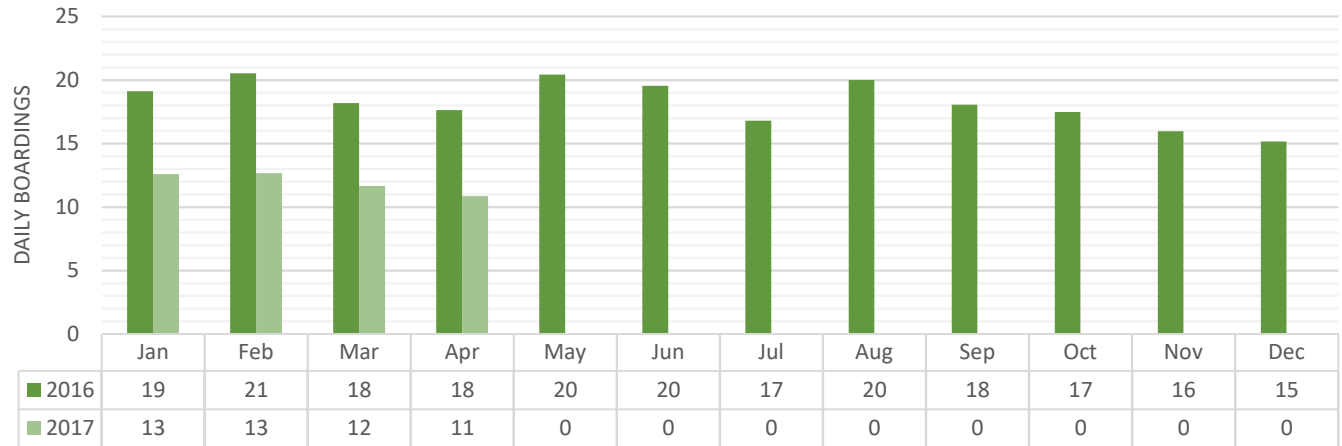
## Key Performance Indicators - City of Bentonville

	TOTAL SYSTEM: Jan - Apr			BENTONVILLE: Jan - Apr			
	CY 16	CY 17	% Change	CY 16	CY 17	% Change	% of Total
Days of Op	85	84		85	84		
Fixed Route	96,455	77,525	-20%	9,861	8,773	-11%	11%
Paratransit	10,414	8,553	-18%	1,601	1,002	-37%	12%
<b>Total</b>	<b>106,869</b>	<b>86,078</b>	<b>-19%</b>	<b>11,462</b>	<b>9,775</b>	<b>-15%</b>	<b>11%</b>

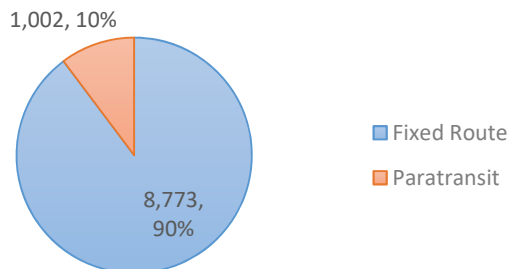
### Fixed Route Passengers



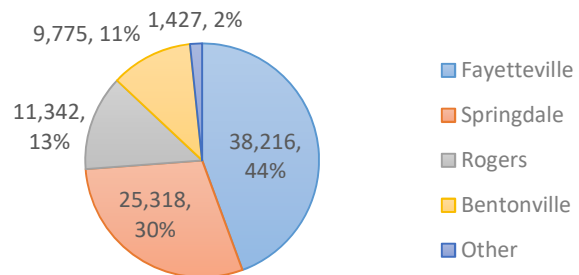
### Paratransit Passengers



#### Bentonville Service: Jan - Apr

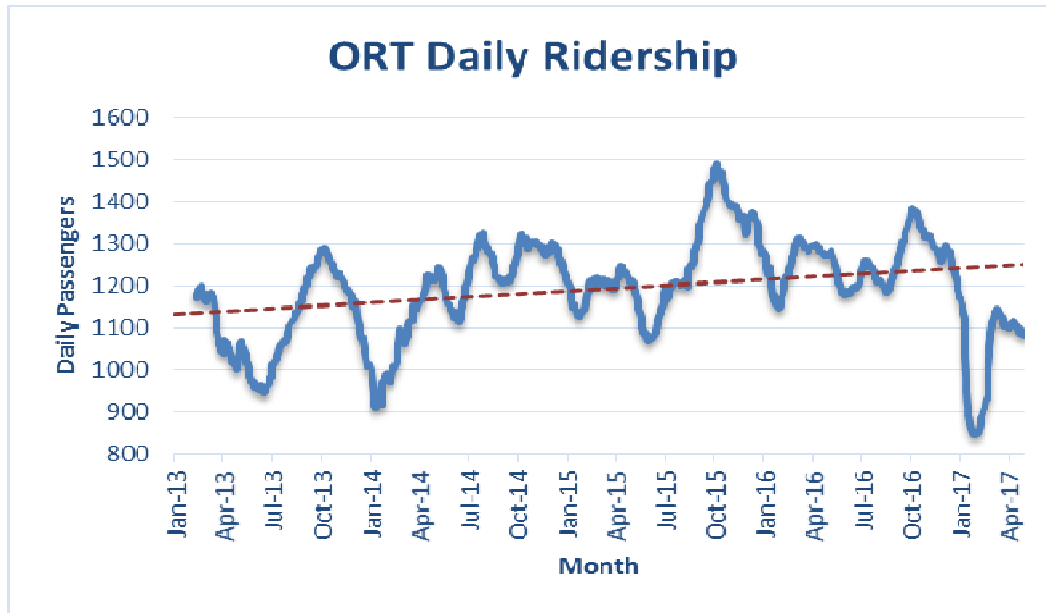


#### Total Ridership: Jan - Apr



## Key Performance Indicators - Other Cities / Areas

	TOTAL SYSTEM: Jan - Apr			Other Cities / Areas: Jan - Apr			
	CY 16	CY 17	% Change	CY 16	CY 17	% Change	% of Total
Days of Op	85	84		85	84		
Fixed Route	96,455	77,525	-20%	1,014	624	-38%	1%
Paratransit	10,414	8,553	-18%	1,178	803	-32%	9%
Total	106,869	86,078	-19%	2,192	1,427	-35%	2%



### Social Media Statistics

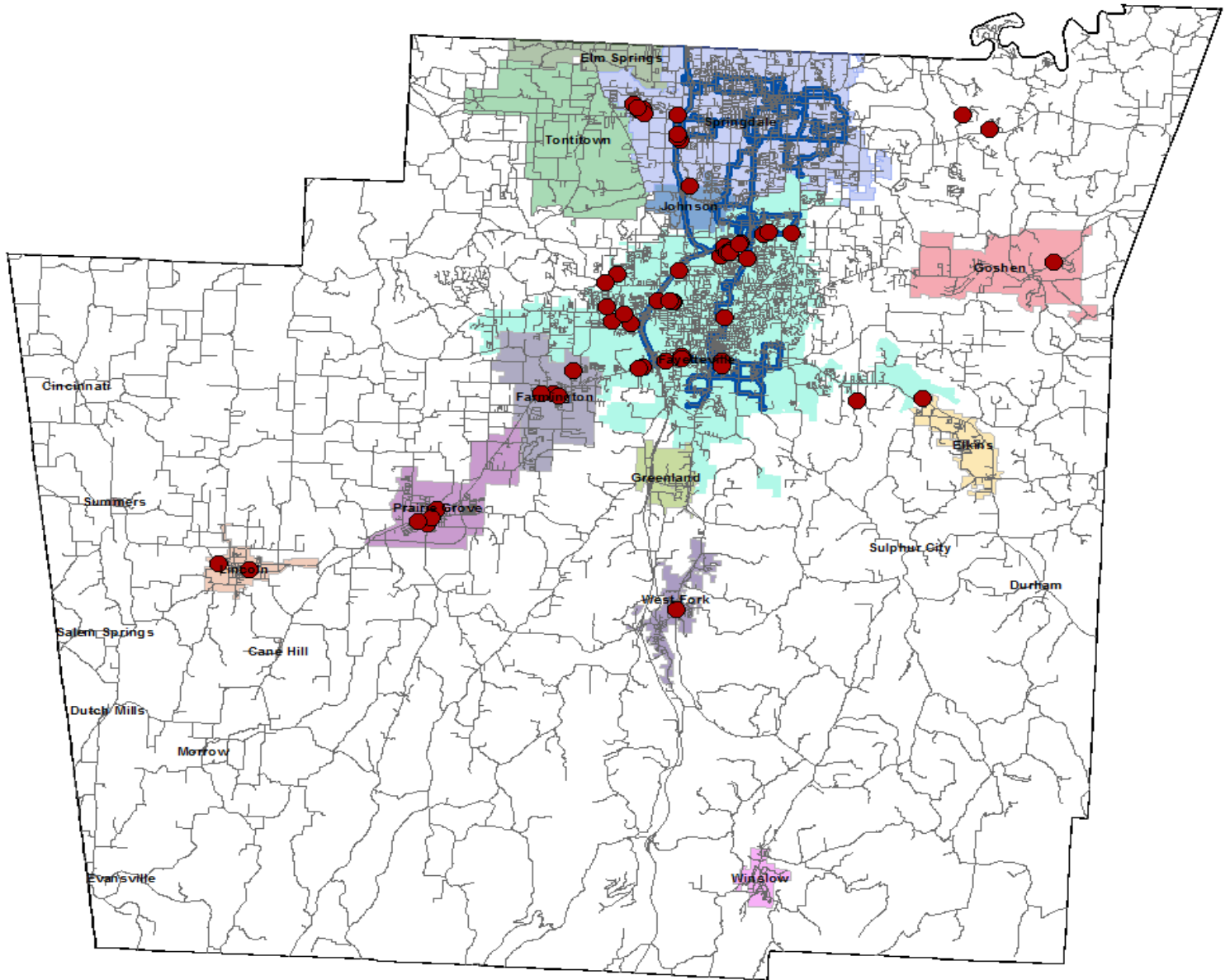
Month	Facebook Likes	Twitter Followers	Instagram Followers	Website Sessions / Day
Apr 2016	613	909	40	114
May 2016	621	915	58	124
Jun 2016	631	923	67	149
Jul 2016	653	932	73	138
Aug 2016	664	939	73	191
Sep 2016	670	941	81	161
Oct 2016	679	948	81	123
Nov 2016	695	954	80	132
Dec 2016	709	956	79	138
Jan 2017	877	985	85	310
Feb 2017	888	999	88	125
Mar 2017	900	1014	88	123
Apr 2017	918	1018	91	104

# Washington County Demand Response

April 2017 (beginning April 10th)

Area	Trips
Farmington	6
Fayetteville	153
Goshen	1
Lincoln	8
Prairie Grove	22
Springdale	59
West Fork	1
<b>Total</b>	<b>250</b>

Trip Purpose	Trips
Education	2
Employment	37
Medical	175
Other	30
Shopping	6
<b>Total</b>	<b>250</b>



### Passenger Boardings by City: January - April 2017

	Demand Response		ADA Paratransit		Fixed Route		Total	
	2016	2017	2016	2017	2016	2017	2016	2017
<b>Benton County</b>								
Avoca	0	0	0	0	0	0	0	0
Bella Vista	33	12	0	0	0	0	33	12
Benton County	14	11	0	0	0	0	14	11
Bentonville	591	191	1,010	811	9,861	8,773	11,462	9,775
Cave Springs	0	2	0	0	0	0	0	2
Centerton	150	62	0	0	0	0	150	62
Garfield	0	0	0	0	0	0	0	0
Gravette	0	0	0	0	0	0	0	0
Little Flock	0	0	0	0	0	0	0	0
Lowell	86	19	0	0	0	0	86	19
Pea Ridge	11	0	0	0	0	0	11	0
Rogers	816	435	1,011	1,031	14,100	9,876	15,927	11,342
Siloam Springs	0	0	0	0	0	0	0	0
<b>Total</b>	<b>1,701</b>	<b>732</b>	<b>2,021</b>	<b>1,842</b>	<b>23,961</b>	<b>18,649</b>	<b>27,683</b>	<b>21,223</b>

	Demand Response		ADA Paratransit		Fixed Route		Total	
	2016	2017	2016	2017	2016	2017	2016	2017
<b>Washington County</b>								
Elkins	0	0	0	0	0	0	0	0
Farmington	2	12	17	8	117	45	136	65
Fayetteville	1,200	891	1,724	1,655	44,377	35,670	47,301	38,216
Goshen	0	1	0	0	0	0	0	1
Greenland	15	0	0	0	118	11	133	11
Johnson	1	0	3	0	223	121	227	121
Lincoln	1	9	3	4	214	198	218	211
Prairie Grove	66	24	3	39	151	133	220	196
Springdale	1,303	1,125	1,581	1,611	27,103	22,582	29,987	25,318
Washington County	25	6	0	0	0	0	25	6
West Fork	2	1	0	0	191	116	193	117
<b>Total</b>	<b>2,615</b>	<b>2,069</b>	<b>3,331</b>	<b>3,317</b>	<b>72,494</b>	<b>58,876</b>	<b>78,440</b>	<b>64,262</b>

	Demand Response		ADA Paratransit		Fixed Route		Total	
	2016	2017	2016	2017	2016	2017	2016	2017
<b>Carroll County</b>								
Berryville	604	481	0	0	0	0	604	481
Carroll County	84	55	0	0	0	0	84	55
Eureka Springs	0	0	0	0	0	0	0	0
Green Forest	0	0	0	0	0	0	0	0
<b>Total</b>	<b>688</b>	<b>536</b>	<b>0</b>	<b>0</b>	<b>0</b>	<b>0</b>	<b>688</b>	<b>536</b>

	Demand Response		ADA Paratransit		Fixed Route		Total	
	2016	2017	2016	2017	2016	2017	2016	2017
<b>Madison County</b>								
Huntsville	5	7	0	0	0	0	5	7
Madison County	53	50	0	0	0	0	53	50
<b>Total</b>	<b>58</b>	<b>57</b>	<b>0</b>	<b>0</b>	<b>0</b>	<b>0</b>	<b>58</b>	<b>57</b>

	Demand Response		ADA Paratransit		Fixed Route		Total	
	2016	2017	2016	2017	2016	2017	2016	2017
<b>Grand Total</b>	<b>5,062</b>	<b>3,394</b>	<b>5,352</b>	<b>5,159</b>	<b>96,455</b>	<b>77,525</b>	<b>106,869</b>	<b>86,078</b>

ORDINANCE NO. 2017-

BE IT ENACTED BY THE QUORUM COURT OF THE COUNTY OF WASHINGTON, STATE OF ARKANSAS, AN ORDINANCE TO BE ENTITLED:

AN ORDINANCE RECOGNIZING AND APPROPRIATING REVENUE OF \$636 IN THE DRUG COURT GRANT FUND FOR 2017.

WHEREAS, it was recently discovered that an additional \$636 was never properly appropriated to the Drug Court Grant Fund due to an error by the previous Grants Administrator; and

WHEREAS, this money must be appropriated or it will be returned to the State of Arkansas and Washington County, Arkansas will lose the ability to use this money for its intended purpose;

NOW, THEREFORE, BE IT ORDAINED BY THE QUORUM COURT OF WASHINGTON COUNTY, ARKANSAS THAT:

ARTICLE 1. There is hereby anticipated revenue of \$636 in the Federal Grant Revenue Line Item of the Drug Court Grant Fund (3513-7109) for 2017.

ARTICLE 2. There is hereby appropriated the amount of \$636 from the Drug Court Grant Fund to the General Supplies Line Item of the SAMHSA Budget (35130484-2001) for 2017.

\_\_\_\_\_  
JOSEPH K. WOOD, County Judge

\_\_\_\_\_  
DATE

\_\_\_\_\_  
BECKY LEWALLEN, County Clerk

Sponsor: Eva Madison  
Date of Passage: May 18, 2017  
Votes For: \_\_\_\_\_ Votes Against: \_\_\_\_\_  
Abstention: \_\_\_\_\_ Absent: \_\_\_\_\_

ORDINANCE NO. 2017-

BE IT ENACTED BY THE QUORUM COURT OF THE COUNTY OF WASHINGTON, STATE OF ARKANSAS, AN ORDINANCE TO BE ENTITLED:

AN ORDINANCE RECOGNIZING AND APPROPRIATING REVENUE IN THE AMOUNT OF \$404,838 IN THE ROAD FUND FOR 2017.

WHEREAS, FEMA grants funds in the total amount of \$404,838 were received by Washington County in 2016 to aid in the repair of damages caused by flooding in 2015.

WHEREAS, although the Road Department completed all projects covered by this grant, the FEMA money for those projects was never properly appropriated to the Road Department for reimbursement of its expenses.

NOW, THEREFORE, BE IT ORDAINED BY THE QUORUM COURT OF WASHINGTON COUNTY, ARKANSAS THAT:

ARTICLE 1. There is hereby recognized unappropriated revenue of \$404,839 in the FEMA Disaster Relief Revenue Line Item of the Road Fund (2000-7104) for 2017; and

ARTICLE 2. There is hereby appropriated the amount of \$404,839 from the Road Fund to the following Line Items in the Road Budget for 2017:

Asphalt (20000200-2025)	\$ 104,839
Culvert and Pipe (20000200-2026)	100,000
Gravel, Dirt, and Sand (20000200-2027)	<u>200,000</u>
<b>TOTAL APPROPRIATION</b>	<b>\$ <u>404,839</u></b>

\_\_\_\_\_  
JOSEPH K. WOOD, County Judge

\_\_\_\_\_  
DATE

\_\_\_\_\_  
BECKY LEWALLEN, County Clerk

Sponsor: Eva Madison  
Date of Passage: May 18, 2017  
Votes For: \_\_\_\_\_ Votes Against: \_\_\_\_\_  
Abstention: \_\_\_\_\_ Absent: \_\_\_\_\_

**ORDINANCE NO.2017-**

**BE IT ORDAINED BY THE QUORUM COURT  
OF THE COUNTY OF WASHINGTON,  
STATE OF ARKANSAS, AN ORDINANCE  
TO BE ENTITLED:**

**AN ORDINANCE CREATING THE WASHINGTON  
COUNTY, ARKANSAS HEALTH FACILITIES BOARD  
PURSUANT TO THE PROVISIONS OF TITLE 14,  
CHAPTER 137 OF THE ARKANSAS CODE OF 1987  
ANNOTATED; PRESCRIBING OTHER MATTERS  
RELATING THERETO; AND, DECLARING AN  
EMERGENCY.**

**WHEREAS**, the Quorum Court of Washington County, Arkansas (the "County"), pursuant to the provisions of Title 14, Chapter 137 of the Arkansas Code of 1987 Annotated (the "Act"), is authorized to establish a public facilities board for the purposes set forth in the Act, which include assisting in the financing and refinancing of health care facilities and other facilities related to health care within the County; and

**WHEREAS**, Washington Regional Medical System ("WRMS"), a non-profit corporation (which name when used herein refers to WRMS or any wholly-owned affiliate, subsidiary (including particularly, without limitation, Washington Regional Medical Center and Washington Regional Medical Services), or successor thereto) organized and existing under the laws of the State of Arkansas, operates inpatient and outpatient health care facilities and related ancillary facilities (collectively, the "Medical Facilities") located in the County; and

**WHEREAS**, WRMS provides general medical and surgical acute care hospital services, outpatient medical services and related ancillary health care services to the citizens and residents of the County; and

**WHEREAS**, WRMS has requested that assistance be provided by the County for the financing of the acquisition, construction, equipping, and furnishing of certain lands, facilities and improvements located in the City of Fayetteville, Washington County, Arkansas to be utilized by WRMS to house health care administrative, business office and population health and care management operations that benefit and promote the delivery of health care services offered by WRMS to the residents of the County (the "2017 Bond Project"); and

**WHEREAS**, the Quorum Court has determined that it would be in the best interest of the County to establish a public facilities board to provide the assistance requested by WRMS for the financing of the 2017 Bond Project and the financing and refinancing of Subsequent Projects (hereinafter defined);

**NOW, THEREFORE, BE IT ORDAINED BY THE QUORUM COURT OF WASHINGTON COUNTY, ARKANSAS THAT:**

**ARTICLE 1. Findings.** The Quorum Court of the County hereby finds and determines:

(a) The 2017 Bond Project will assist in the efficient operations of the Medical Facilities and the 2017 Bond Project is plainly in the interest of the County and its inhabitants. Further, proper planning dictates that provision should be made for financing any additional facilities that may be required in the future in order that WRMS satisfy the increasing health care needs of the inhabitants of the County and the State of Arkansas ("Subsequent Projects");

(b) Financing of the 2017 Bond Project and Subsequent Projects are and will be necessary for accomplishing the 2017 Bond Project and Subsequent Projects and will make available efficient and quality health care facilities and services to the public, thereby benefiting the public in general and the inhabitants of the County in particular;

(c) The County is authorized by the Act to provide financing of health care facilities and other authorized facilities through the creation of a public facilities board and the issuance of revenue bonds by such a public facilities board; and

(d) It is in the best interests of the County and its inhabitants that there be created a public facilities board under the Act and that the authority of the board be limited to accomplishing, financing, refinancing, contracting concerning, and otherwise dealing with health care facilities and other facilities to be owned or operated by WRMS (including its affiliates, subsidiaries, and successors).

**ARTICLE 2. Creation of Board.** In accordance with and pursuant to the authority conferred by the provisions of the Act, there is hereby created and established a public facilities board (hereinafter referred to as the "Board") with authority as hereinafter provided to accomplish, finance, refinance, contract concerning, and otherwise dispose of and deal with "health care facilities" (as defined in the Act), "emergency medical health care facilities" (as defined in the Act), and "other capital improvement facilities" (as defined in the Act) pertaining to health care now or hereafter owned or operated by WRMS.

**ARTICLE 3. Name of Board.** The name of the Board shall be the "Washington County, Arkansas Health Facilities Board."

**ARTICLE 4. Members of Board; Term of Office.** The Board shall consist of five persons. The initial members shall, as provided in the Act, be appointed by the County Judge to serve for terms of one, two, three, four, and five years, respectively. Successor members shall be selected as provided in the Act. As soon as practicable after the enactment of this Ordinance, each member of the Board shall qualify by taking and filing with the County Clerk the oath of office as prescribed by the Act.

**ARTICLE 5. Powers.** The Board is empowered, from time to time, to own, acquire, construct, reconstruct, extend, equip, improve, sell, lease, contract concerning, or otherwise deal in or dispose of health care facilities, emergency medical health care facilities, and other capital improvement facilities pertaining to health care or to lend money to WRMS for the purpose of financing or refinancing the construction, acquisition and equipment of such facilities as shall be determined by the Board to be necessary to effect the purposes of this Ordinance to provide adequate facilities for health care within the County. The Board shall have all of the powers provided for in the Act, subject to the limitations of this Ordinance, and shall carry out its duties in accordance with the Act.

**ARTICLE 6. Issuance of Bonds.** (a) The Board is authorized to issue revenue bonds from time to time as permitted by the Act and to use the proceeds, either alone or together with other available funds and revenues, to accomplish the purposes for which the Board is created as the same relate to the providing of adequate facilities for health care. Such revenue bonds shall be obligations only of the Board and shall not constitute an indebtedness for which the faith and credit of the County or any of its revenues are pledged, and the principal and interest on the bonds shall be payable from and secured by a pledge of revenues derived from the facilities financed and refinanced, in whole or in part, from bond proceeds, and as authorized by and in accordance with the provisions of the Act, together with such other collateral as may properly be pledged.



(b) The issuance of revenue bonds (the "2017 Bonds") to finance the 2017 Bond Project is hereby approved. It is anticipated that the 2017 Bonds will have a principal amount not in excess of \$7,000,000. The Quorum Court of the County understands that the 2017 Bonds issued by the Board in 2017 will be treated as having been issued by the County for the purpose of determining whether and to what extent any bonds issued by the County during calendar year 2017 may be designated as "qualified tax-exempt obligations" within the meaning of Section 265(b)(3) of the Internal Revenue Code of 1986, as amended.

(c) Each bond issue to finance Subsequent Projects must be approved by the Quorum Court of the County prior to the issuance thereof.

(d) The issuance by the Board of refunding bonds as contemplated by the Act shall not require Quorum Court approval.

**ARTICLE 7. Organization; Reports.** The Board shall have all of the powers provided in the Act, subject to the provisions of this Ordinance, and shall carry out its duties in accordance with the Act, including specifically, without limitation, the filing of the annual report required by Ark. Code. Ann. §14-137-123. The Board shall take all appropriate action necessary to comply with the Constitution and laws of the United States of America and of the State of Arkansas.

**ARTICLE 8. Severability.** If any provision of this Ordinance shall for any reason be held illegal or invalid, the invalidity of such provision shall not effect the validity of the remaining provisions of this Ordinance.

**ARTICLE 9. General Repeal.** All Ordinances of the Quorum Court of the County, or parts thereof, in conflict herewith are hereby repealed to the extent of such conflict.

**ARTICLE 10. Emergency.** It is hereby found and determined that there is an immediate and urgent need for the 2017 Bond Project and the financing thereof, in order to meet the needs of the County's inhabitants for health care facilities and services essential for their health and welfare, that the creation of the Board and the exercise of the duties and powers provided in this Ordinance are necessary for the accomplishment of these public purposes and to the preservation of the public peace, health and safety, and that the terms of the financing of the 2017 Bond Project are subject to interest rates and economic conditions which cannot be predicted. Therefore, an emergency is declared to exist and this Ordinance shall be in full force and effect from and after its passage.

\_\_\_\_\_  
JOSEPH K. WOOD, County Judge

\_\_\_\_\_  
DATE

\_\_\_\_\_  
BECKY LEWALLEN, County Clerk

Sponsor: Eva Madison  
Date of Passage: May 18, 2017  
Votes For: \_\_\_\_\_ Votes Against: \_\_\_\_\_  
Abstention: \_\_\_\_\_ Absent: \_\_\_\_\_

ORDINANCE NO. 2017-

**APPROPRIATION ORDINANCE:**

**BE IT ORDAINED BY THE QUORUM COURT OF THE COUNTY OF WASHINGTON, STATE OF ARKANSAS, AN ORDINANCE TO BE ENACTED:**

**AN ORDINANCE CREATING THE POSITION OF CASE COORDINATOR IN THE PROSECUTING ATTORNEY’S BUDGET; AND, APPROPRIATING THE AMOUNT OF \$28,446.71 FROM THE GENERAL FUND TO THE PROSECUTING ATTORNEY’S BUDGET FOR 2017.**

**ARTICLE 1.** There is hereby created the position of Case Coordinator, Grade 17 (Position 0416016) in the Prosecuting Attorney budget of the General Fund (10000416) for 2017.

**ARTICLE 2.** There is hereby appropriated the total amount of \$28,446.71 from the General Fund to the following line items in the Prosecuting Attorney Budget for 2017:

**Prosecuting Attorney**

Full-time Salaries, Position 0416016 (10000416-1001)	\$20,529.60
Social Security (10000416-1006)	1,570.52
Noncontributory Retirement (10000416-1008)	3,007.59
Health Insurance (10000416-1009)	3,262.00
Life Insurance (10000416-1016)	<u>77.00</u>

**TOTAL APPROPRIATION: \$28,446.71**

\_\_\_\_\_  
JOSEPH K. WOOD, County Judge

\_\_\_\_\_  
DATE

\_\_\_\_\_  
BECKY LEWALLEN, County Clerk

Sponsor: Eva Madison  
Date of Passage: May 18, 2017  
Votes For: \_\_\_\_\_ Votes Against: \_\_\_\_\_  
Abstention: \_\_\_\_\_ Absent: \_\_\_\_\_