



WASHINGTON COUNTY, ARKANSAS
County Courthouse

MEETING OF THE
WASHINGTON COUNTY QUORUM COURT
JAIL/LAW ENFORCEMENT/COURTS COMMITTEE

Monday, August 6, 2018
Immediately Following Personnel Committee Meeting
Washington County Quorum Court Room

Harvey Bowman
Lisa Ecke
Tom Lundstrum

Chair Joel Maxwell

Eva Madison
Joe Patterson
Fred Rausch



A G E N D A

1. Call to Order
2. Adoption of Agenda
3. Juvenile Detention (3.1 - 3.5)
 - Monthly Statistics Report
4. Sheriff's Office
 - Sheriff's Office Activity Report (4.1)
 - Detention Pre-Trial vs Total Bed Count (4.2)
 - Detention Center Activity Report (4.3)
5. Update on Jail Overcrowding
6. Update on Pre-Trial Detainees
7. Public Defender's Office – Denny Hyslip
8. Update on Jail Expansion Options
9. Other Business: Any other business to be discussed by the Committee will be brought up at this time.
10. Public Comments
11. Adjournment

Washington County Juvenile Detention Center
885 Clydesdale
Fayetteville, AR 72701
Jean E. Mack, Director
444-1670, ext.3

Joseph Wood
Washington County Judge

Memo

To: Judge Wood 
From: Jeane Mack 
CC: Carl Gales, Patricia Burnett
Date: 8/1/18
Re: Juvenile Detention Monthly Statistics Report

Attached you will find the following for July 2018 statistical reporting for JDC:

- * Daily Population Count
- * Detention comparisons date for 2017 and 2018
- * Totals and Averages
- * Average Daily Population for July: 19.61
- * Number of Transports

jem

**JUVENILE DETENTION CENTER
DAILY POPULATION COUNT FOR JULY 2018**

This information was developed using the Center's Daily Population Count Forms, which were designed to provide the Juvenile court staff with daily population information.

| DAY | MONTH | POPULATION |
|------------|--------------|-------------------|
| 1 | JULY | 20 |
| 2 | JULY | 19 |
| 3 | JULY | 19 |
| 4 | JULY | 19 |
| 5 | JULY | 16 |
| 6 | JULY | 17 |
| 7 | JULY | 16 |
| 8 | JULY | 16 |
| 9 | JULY | 17 |
| 10 | JULY | 16 |
| 11 | JULY | 15 |
| 12 | JULY | 16 |
| 13 | JULY | 15 |
| 14 | JULY | 14 |
| 15 | JULY | 13 |
| 16 | JULY | 12 |
| 17 | JULY | 12 |
| 18 | JULY | 16 |
| 19 | JULY | 16 |
| 20 | JULY | 19 |
| 21 | JULY | 17 |
| 22 | JULY | 17 |
| 23 | JULY | 17 |
| 24 | JULY | 14 |
| 25 | JULY | 14 |
| 26 | JULY | 13 |
| 27 | JULY | 17 |
| 28 | JULY | 17 |
| 29 | JULY | 17 |
| 30 | JULY | 17 |
| 31 | JULY | 16 |
| | | |

REGIONAL JUVENILE CENTER DETENTION DATA COMPARISONS

The following information is a comparison of detention data elements for the month of JULY 2017 and JULY 2018

| STATISTICAL INFORMATION | 2017 | 2018 | |
|--|--------------|--|--------------|
| AVERAGE NUMBER OF INTAKES PER DAY | .87 | 1.13 | |
| NUMBER OF INTAKES (total for period) | 27 | 35 | |
| NUMBER OF DAYS OF DETENTION (total for period) | 225 | 205 | |
| AVERAGE AGE | 15.52 | 15.31 | |
| AVERAGE LENGTH OF STAY | 8.33 | 5.86 | |
| TOP FIVE OFFENSES USED FOR DETENTION | | | |
| 2017 | | 2018 | |
| OFFENSE | # OF INTAKES | OFFENSE | # OF INTAKES |
| <i>Battery-3</i> | 7 | <i>Probation Violation Felony</i> | 4 |
| <i>Probation Violation Misdemeanor</i> | 4 | <i>Violation of Terms & Conditions</i> | 4 |
| <i>Fleeing Misdemeanor</i> | 5 | <i>Theft By Receiving Felony</i> | 3 |
| <i>Theft By Receiving Felony</i> | 5 | <i>Probation Violation Misdemeanor</i> | 3 |
| <i>Burglary Felony</i> | 4 | <i>Assault – 2 Misdemeanor</i> | 3 |

Washington County Juvenile Detention Center

Totals and Averages

This report covers 31 days

7/1/2018 to 7/31/2018

The Avg. Daily Intake is 1.13

| | |
|--------------------------|-------|
| Intakes | 35 |
| Days of Detention | 205 |
| Average Age | 15.31 |
| Average Stay | 5.86 |

Totals and Averages by County and Percentage of Facility Use

Start Date 7/1/2018

End Date 7/31/2018

This report covers 31 days

| County | # Intakes | # Detention Days | Average Stay | Av. Daily Intake | Percentage of Total Days |
|---------------|------------------|-------------------------|---------------------|-------------------------|---------------------------------|
| Madison | 1 | 1 | 1.00 | 0.03 | 0.49 % |
| Washington | 34 | 204 | 6.00 | 1.10 | 99.51 % |
| | 35 | 205 | 5.86 | 1.13 | 100.00 % |

Totals and Averages by Court

| Court | # of Intakes | # of Days | Avg. Stay |
|--------------|---------------------|------------------|------------------|
| Juvenile | 34 | 200 | 5.88 |
| Interstate C | 2 | 13 | 6.50 |

WASHINGTON COUNTY JUVENILE DETENTION CENTER

Aug-18

Sentenced 3

CURRENTLY HOLDING 6

| | |
|---|--|
| 2 | Adult charged youth currently holding |
| 2 | FINS |
| 1 | DYS |
| 2 | Early release to treatment or other appropriate facility |
| 1 | C-Step |
| 0 | ABA - Adjudicated but awaiting placement |
| 1 | Interstate Compact (Runaways with local charges) |

TRANSPORTS

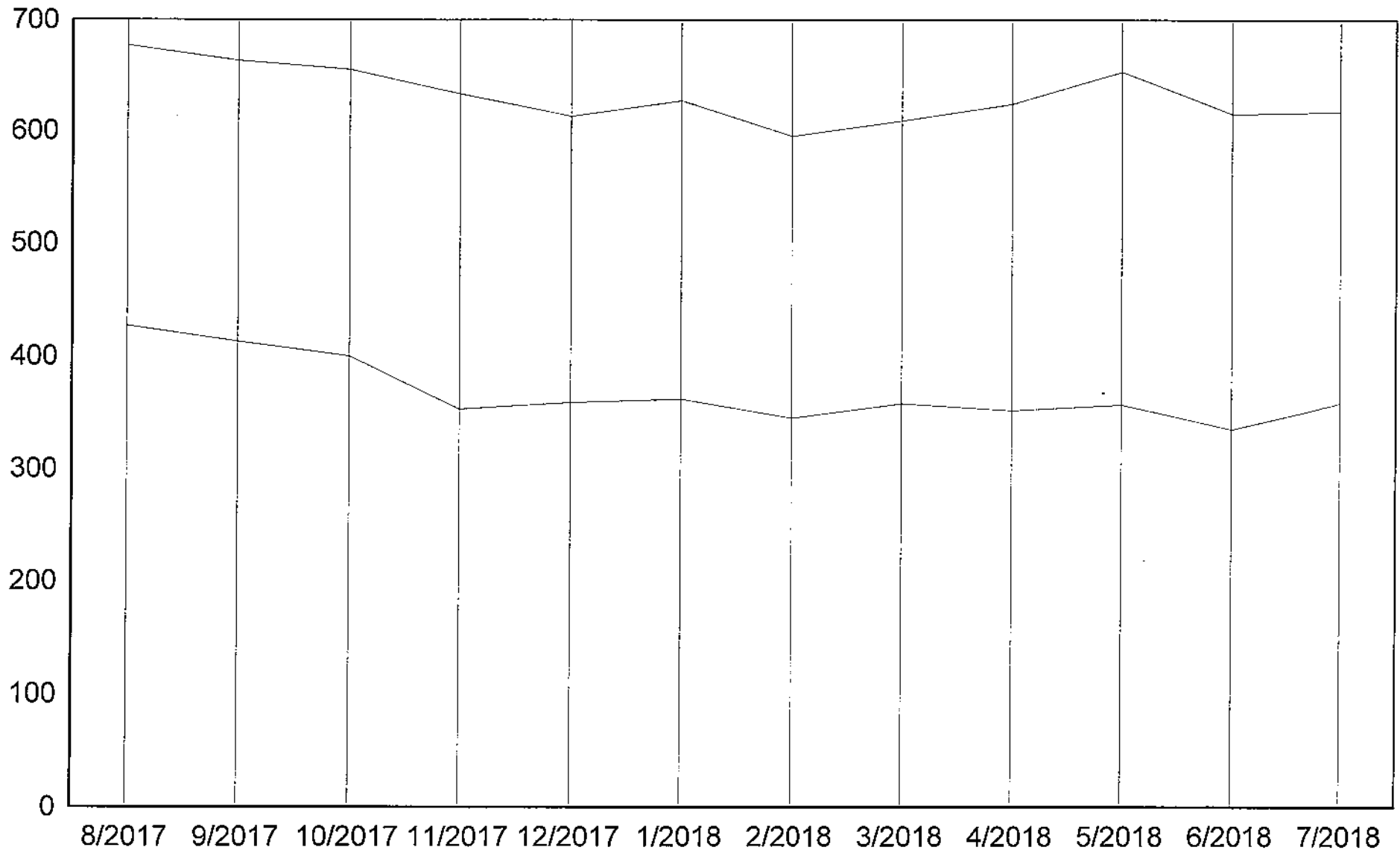
| | |
|----|---------------------------------|
| 22 | Transports |
| 14 | Transports in town |
| 8 | Out of town transports |
| 11 | Other agency transported/parent |
| 11 | JDC Transports |

Washington County Sheriff's Office

Activity Report

| | <u>July</u> | | <u>January-July</u> | |
|-----------------------|-------------|--------|---------------------|---------|
| | 2018 | 2017 | 2018 | 2017 |
| Patrol | | | | |
| Calls for Service: | 2,351 | 2,587 | 15,480 | 16,498 |
| Animal Calls: | 168 | 113 | 839 | 772 |
| Civil Process | | | | |
| Papers Entered: | 296 | 306 | 2,087 | 1,953 |
| No Charge: | 205 | 210 | 1,494 | 1,275 |
| Papers Served: | 287 | 294 | 2,042 | 1,867 |
| Service Attempts: | 298 | 296 | 2,170 | 2,200 |
| Warrants | | | | |
| Warrants Entered: | 613 | 653 | 4,308 | 4,522 |
| Warrants Served: | 505 | 666 | 3,753 | 4,600 |
| Training | | | | |
| Hours Trained: | 5,147 | 3,819 | 40,148 | 26,160 |
| Communications | | | | |
| Regular Calls: | 16,874 | 15,714 | 108,832 | 105,567 |
| 911 Calls: | 674 | 771 | 4,376 | 4,898 |

Detention Pre-Trial vs Total Bed Count



Washington County Detention Center

Activity Report

| | <u>July</u> | | <u>January-July</u> | |
|-----------------------------|-------------|--------|---------------------|---------|
| | 2018 | 2017 | 2018 | 2017 |
| Detention | | | | |
| Intakes: | 1,158 | 1,087 | 7,511 | 7,131 |
| Sent To Prison: | 28 | 53 | 215 | 262 |
| Daily Average: | 638 | 662 | 623 | 610 |
| Daily Average: (Female) | 136 | 113 | 121 | 105 |
| Detention Board Days | | | | |
| State Prisoners: | 3,046 | 4,284 | 26,566 | 25,172 |
| Federal Prisoners: | 1,884 | 785 | 11,154 | 7,749 |
| County Commits: | 820 | 935 | 5,727 | 6,277 |
| Pre-Trial: | 10,756 | 12,197 | 74,529 | 80,112 |
| All Detainees: | 18,525 | 19,881 | 131,038 | 128,765 |
| Outside Workers | | | | |
| Community Service: | 74 | 87 | 655 | 679 |
| Work Release: | 130 | 243 | 850 | 1,849 |
| Transport | | | | |
| Transport Miles: | 27,501 | 35,136 | 213,685 | 242,693 |
| In County: | 966 | 1,031 | 7,147 | 7,150 |
| Out of County: | 128 | 199 | 1,011 | 1,200 |
| Animal Shelter | | | | |
| Total Workers: | 31 | 154 | 299 | 1,553 |
| Total Hours: | 360 | 924 | 2,608 | 8,151 |