



WASHINGTON COUNTY, ARKANSAS
County Courthouse

MEETING OF THE
WASHINGTON COUNTY QUORUM COURT
JAIL/LAW ENFORCEMENT/COURTS COMMITTEE

Monday, October 8, 2018
Immediately following Personnel Meeting
Washington County Quorum Court Room

Harvey Bowman
Lisa Ecke
Fred Rausch

Chair Joel Maxwell

Vice-Chair Tom Lundstrum
Eva Madison
Joe Patterson



A G E N D A

1. Call to Order
2. Adoption of Agenda
3. Juvenile Detention
 - Monthly Statistics Report **(3.1)**
4. Sheriff's Office
 - Enforcement Activity Report (4.1)
 - Detention Center Activity Report (4.2)
 - Pre-Trial vs Total Bed County (4.3)
5. Overview of Potential Jail Expansion – Jim Langford - Architect
6. Other Business: Any other business to be discussed by the Committee will be brought up at this time
7. Public Comments
8. Adjournment

Washington County Juvenile Detention Center
885 Clydesdale
Fayetteville, AR 72701
Jean E. Mack, Director
444-1670, ext.3

Joseph Wood
Washington County Judge

Memo

To: Judge Wood 
From: Jeane Mack 
CC: Carl Gales, Patricia Burnett
Date: 10/2/18
Re: Juvenile Detention Monthly Statistics Report

Attached you will find the following for September 2018 statistical reporting for JDC:

- * Daily Population Count
- * Detention comparisons date for 2017 and 2018
- * Totals and Averages
- * Average Daily Population for August: 22.37
- * Number of Transports : 22

jem

**JUVENILE DETENTION CENTER
DAILY POPULATION COUNT FOR SEPTEMBER 2018**

This information was developed using the Center's Daily Population Count Forms, which were designed to provide the Juvenile court staff with daily population information.

DAY	MONTH	POPULATION
1	SEPTEMBER	23
2	SEPTEMBER	22
3	SEPTEMBER	22
4	SEPTEMBER	22
5	SEPTEMBER	18
6	SEPTEMBER	14
7	SEPTEMBER	18
8	SEPTEMBER	11
9	SEPTEMBER	11
10	SEPTEMBER	14
11	SEPTEMBER	13
12	SEPTEMBER	13
13	SEPTEMBER	15
14	SEPTEMBER	15
15	SEPTEMBER	15
16	SEPTEMBER	15
17	SEPTEMBER	15
18	SEPTEMBER	17
19	SEPTEMBER	18
20	SEPTEMBER	19
21	SEPTEMBER	19
22	SEPTEMBER	20
23	SEPTEMBER	21
24	SEPTEMBER	24
25	SEPTEMBER	23
26	SEPTEMBER	23
27	SEPTEMBER	21
28	SEPTEMBER	22
29	SEPTEMBER	22
30	SEPTEMBER	22

REGIONAL JUVENILE CENTER DETENTION DATA COMPARISONS

The following information is a comparison of detention data elements for the month of SEPTEMBER 2017 and SEPTEMBER 2018

STATISTICAL INFORMATION	2017	2018	
AVERAGE NUMBER OF INTAKES PER DAY	1.60	1.20	
NUMBER OF INTAKES (total for period)	48	36	
NUMBER OF DAYS OF DETENTION (total for period)	345	273	
AVERAGE AGE	15.69	15.69	
AVERAGE LENGTH OF STAY	7.19	7.58	
TOP FIVE OFFENSES USED FOR DETENTION			
2017		2018	
OFFENSE	# OF INTAKES	OFFENSE	# OF INTAKES
<i>Probation Violation Felony</i>	7	<i>Battery-3 Misdemeanor</i>	6
<i>Probation Violation Misdemeanor</i>	5	<i>Controlled Substance Violation</i>	5
<i>Theft of Property Misdemeanor</i>	4	<i>Probation Violation Misdemeanor</i>	5
<i>Battery-3 Misdemeanor</i>	4	<i>Theft By Receiving Felony</i>	5
<i>Breaking & Entering Felony</i>	4	<i>Criminal Mischief Misdemeanor</i>	4

Washington County Juvenile Detention Center

Totals and Averages

This report covers 30 days 9/1/2017 to 9/30/2017
 The Avg. Daily Intake is 1.60

Intakes	48
Days of Detention	345
Average Age	15.69
Average Stay	7.19

Totals and Averages by County and Percentage of Facility Use

Start Date 9/1/2017 **End Date** 9/30/2017

This report covers 30 days

County	# Intakes	# Detention Days	Average Stay	Av. Daily Intake	Percentage of Total Days
Madison	2	5	2.50	0.07	1.45 %
Washington	46	340	7.39	1.53	98.55 %
	48	345	7.19	1.60	100.00 %

Totals and Averages by Court

Court	# of Intakes	# of Days	Avg. Stay
Juvenile	48	345	7.19

WASHINGTON COUNTY JUVENILE DETENTION CENTER

Sep-18

Sentenced 9

CURRENTLY HOLDING 7

3	Adult charged youth currently holding
0	FINS
2	DYS
1	Early release to treatment or other appropriate facility
1	C-Step
0	ABA - Adjudicated but awaiting placement
0	Interstate Compact (Runaways with local charges)

TRANSPORTS

22	Transports
14	Transports in town
8	Out of town transports
3	Other agency transported/parent
12	JDC Transports

Washington County Sheriff's Office

Activity Report

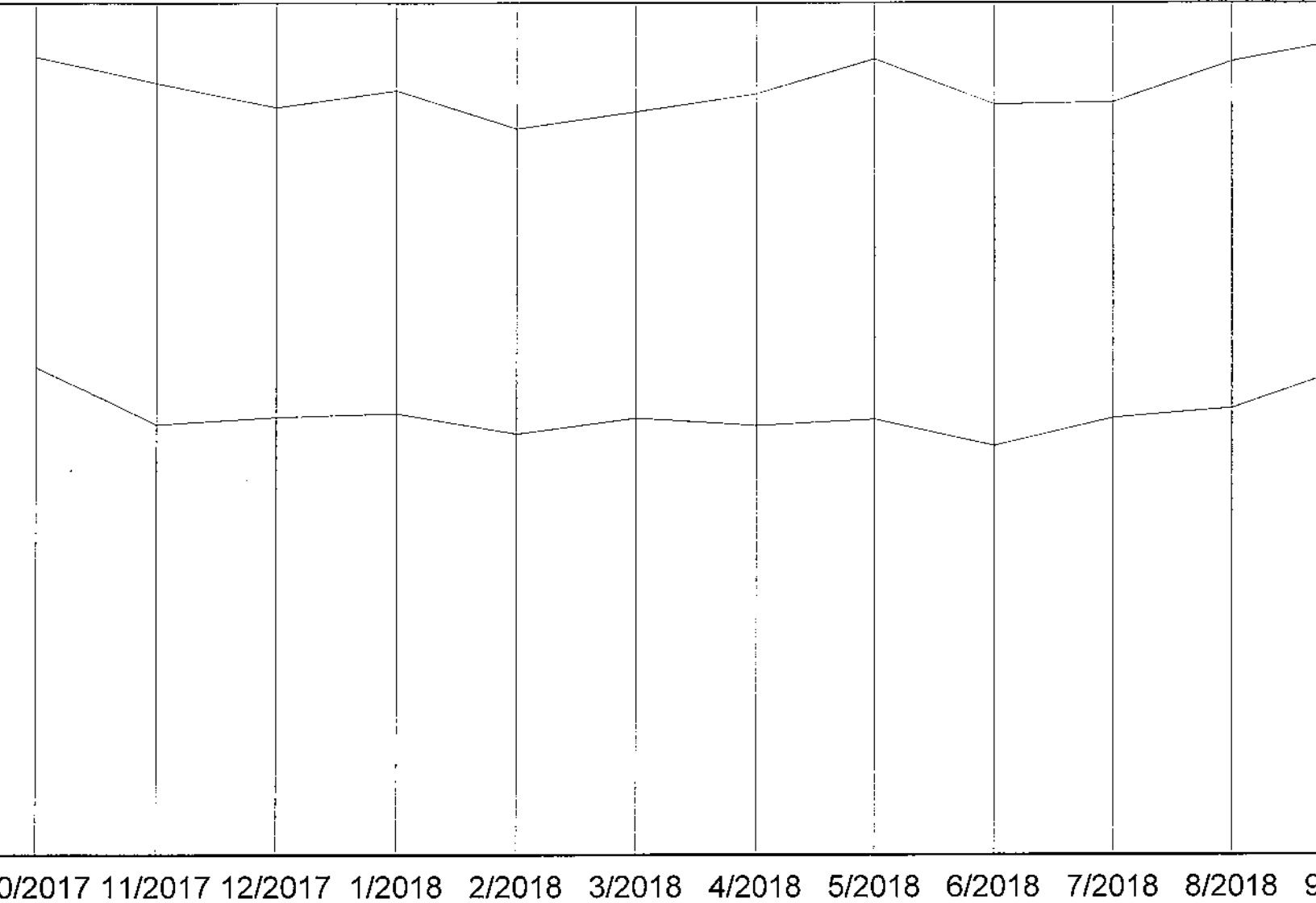
	<u>September</u>		<u>January-September</u>	
	2018	2017	2018	2017
Patrol				
Calls for Service:	2,298	2,318	20,274	21,247
Animal Calls:	132	128	1,096	1,024
Civil Process				
Papers Entered:	225	267	2,644	2,555
No Charge:	147	153	1,874	1,660
Papers Served:	189	256	2,544	2,456
Service Attempts:	199	277	2,711	2,812
Warrants				
Warrants Entered:	495	597	5,451	5,815
Warrants Served:	497	646	4,818	5,919
Training				
Hours Trained:	3,846	3,925	47,472	36,455
Communications				
Regular Calls:	15,256	15,829	142,131	139,013
911 Calls:	691	716	5,773	6,298

Washington County Detention Center

Activity Report

	<u>September</u>		<u>January-September</u>	
	2018	2017	2018	2017
Detention				
Intakes:	1,193	1,114	10,012	9,369
Sent To Prison:	39	12	272	318
Daily Average:	693	686	632	623
Daily Average: (Female)	154	138	125	110
Detention Board Days				
State Prisoners:	3,283	3,787	33,850	32,991
Federal Prisoners:	2,045	1,075	15,237	9,809
County Commits:	646	1,137	7,087	8,534
Pre-Trial:	12,004	12,411	98,260	105,789
All Detainees:	20,123	19,913	171,982	169,685
Outside Workers				
Community Service:	66	79	809	850
Work Release:	121	161	1,091	2,155
Transport				
Transport Miles:	46,080	44,798	301,002	321,905
In County:	1,024	1,215	9,358	9,564
Out of County:	148	220	1,309	1,615
Animal Shelter				
Total Workers:	57	39	393	1,649
Total Hours:	456	312	3,360	8,871

Detention Pre-Trial vs Total Bed Count



5519